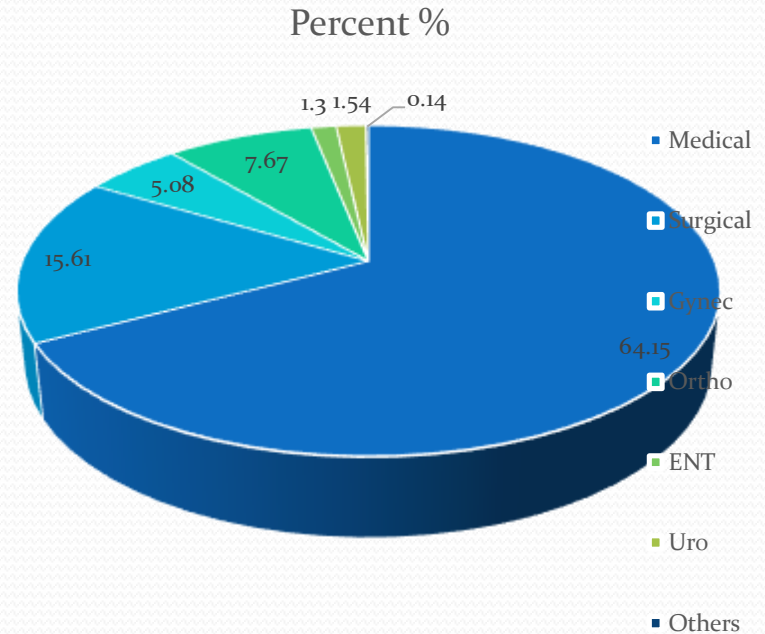


Sheth H. J. Mahagujarat Hospital

Annual Report
April-2022
to
March-2023

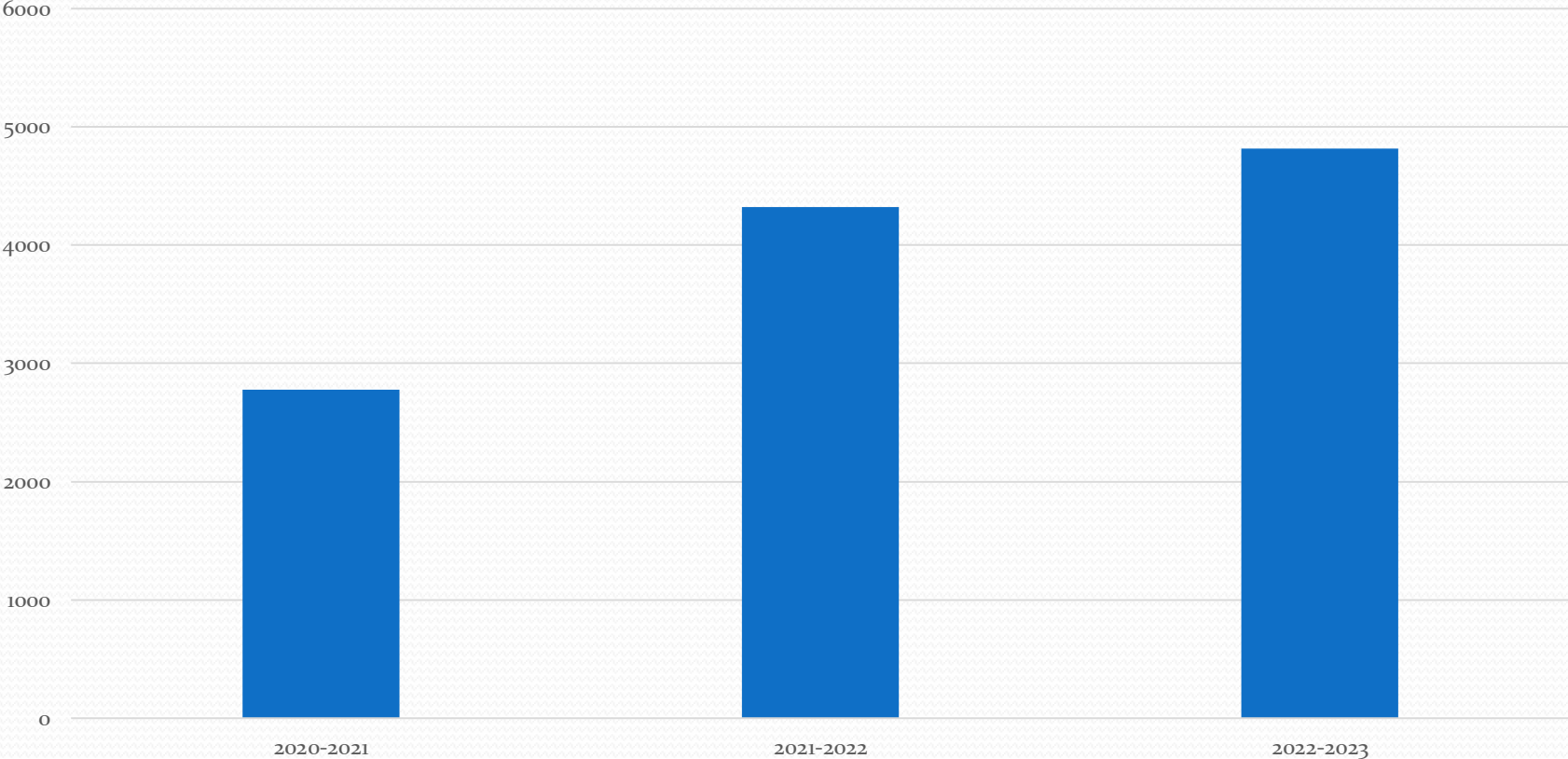
Indoor Patients

Department	Number	Percent %
Medical	2979	64.15
Surgical	815	15.61
Gynec	90	5.08
Ortho	742	7.67
ENT	100	1.30
Uro	35	1.54
Others	55	0.14
Total	4816	100.00



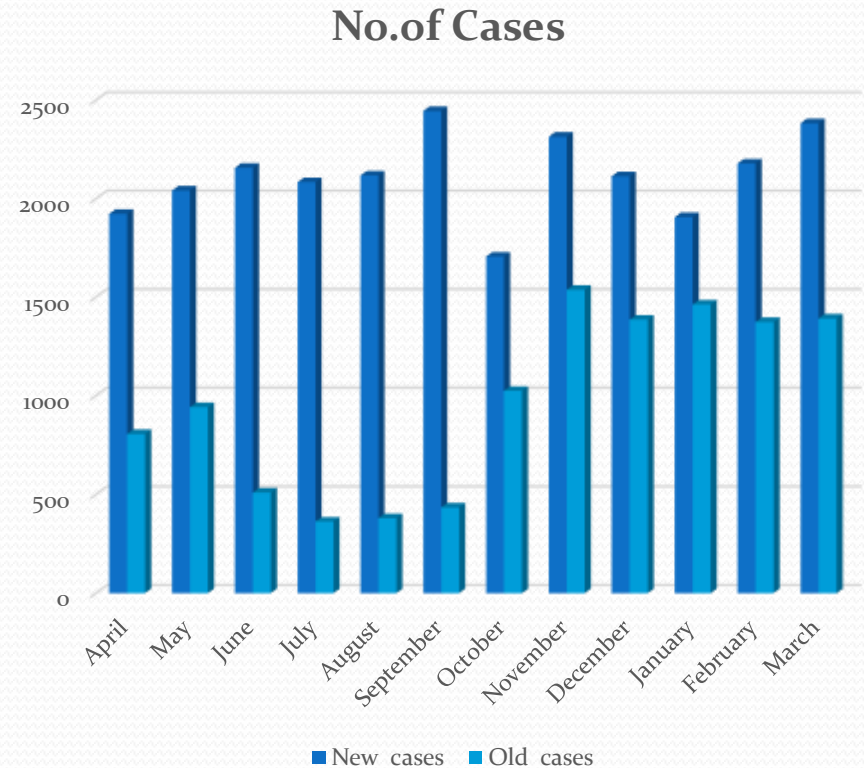
LAST 3 YEARS INDOOR

IPD

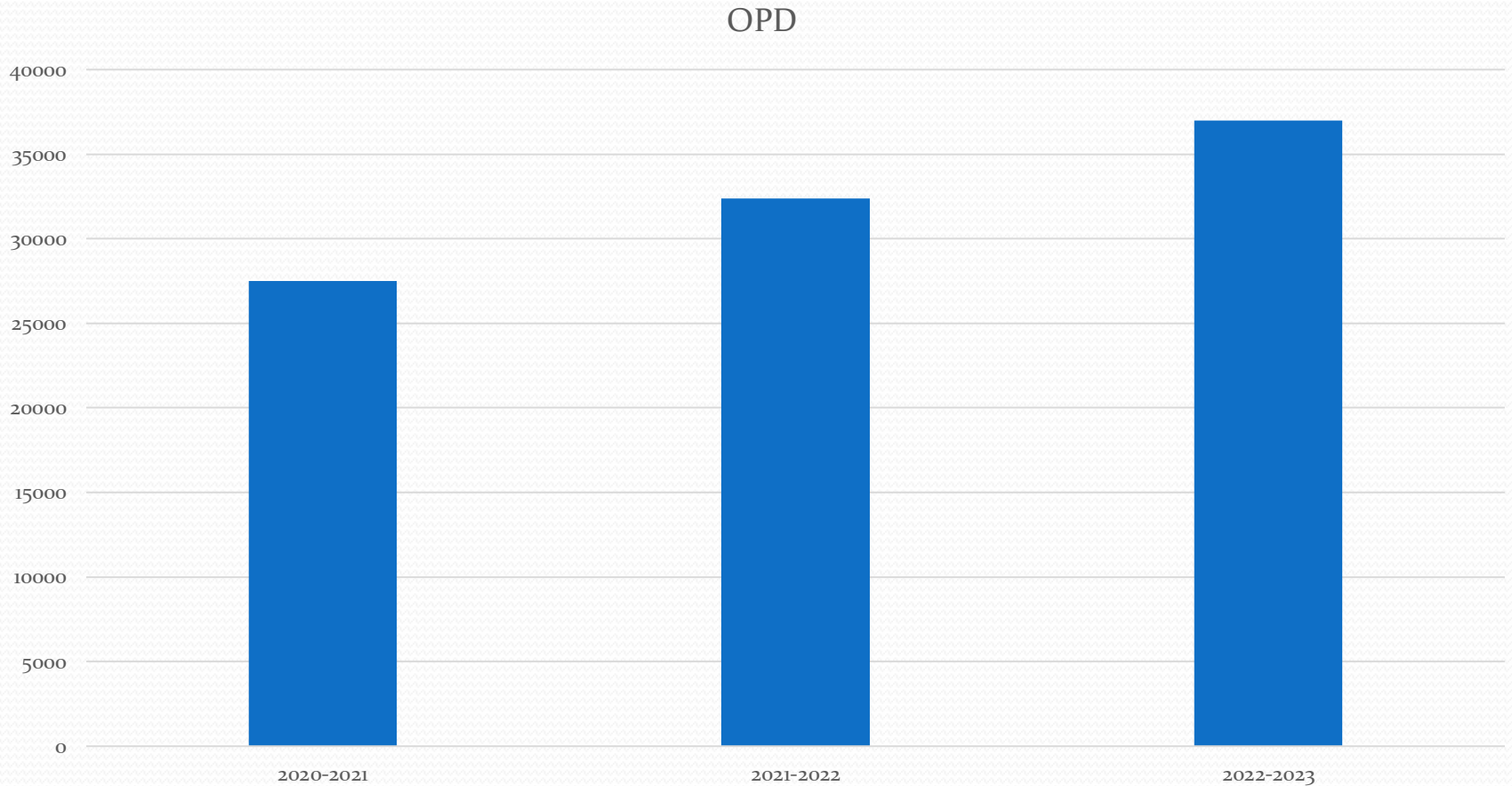


O.P.D Patients 2022-2023

Month	New cases	Old cases	Total
April	1923	806	2729
May	2042	942	2984
June	2157	510	2667
July	2084	363	2447
August	2118	380	2498
September	2445	434	2879
October	1706	1025	2731
November	2315	1537	3852
December	2114	1386	3500
January	1906	1463	3369
February	2179	1374	3553
March	2383	1392	3775
Total	25372	11612	36984

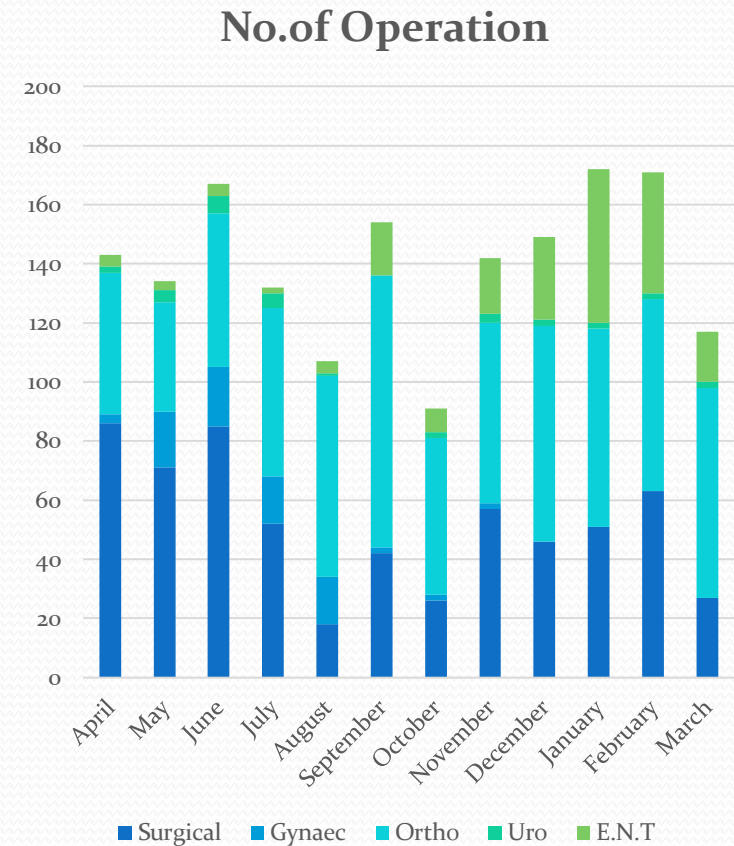


LAST 3 YEARS OPD



Number of Operations 2022-2023

Month	Surgical	Gynaec	Ortho	Uro	E.N.T	Total
April	86	3	48	2	4	143
May	71	19	37	4	3	134
June	85	20	52	6	4	167
July	52	16	57	5	2	132
August	18	16	68	1	4	107
September	42	2	92	0	18	154
October	26	2	53	2	8	91
November	57	2	61	3	19	142
December	46	0	73	2	28	149
January	51	0	67	2	52	172
February	63	0	65	2	41	171
March	27	0	71	2	17	117
Total	624	80	744	31	200	1679



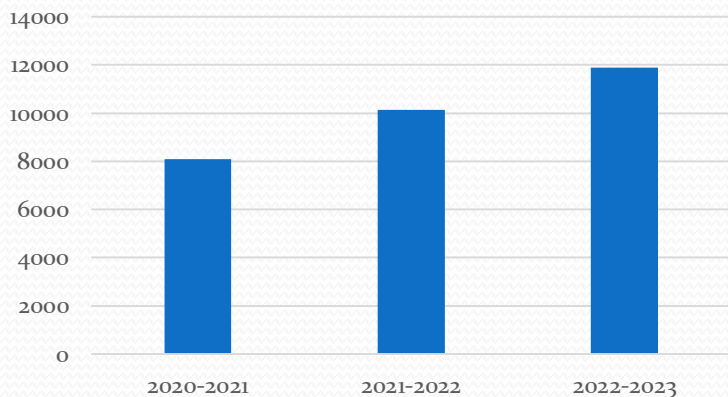
Delivery 2022-2023

Normal Delivery	Caesarean Delivery
4	10

X-Ray Department 2022-2023

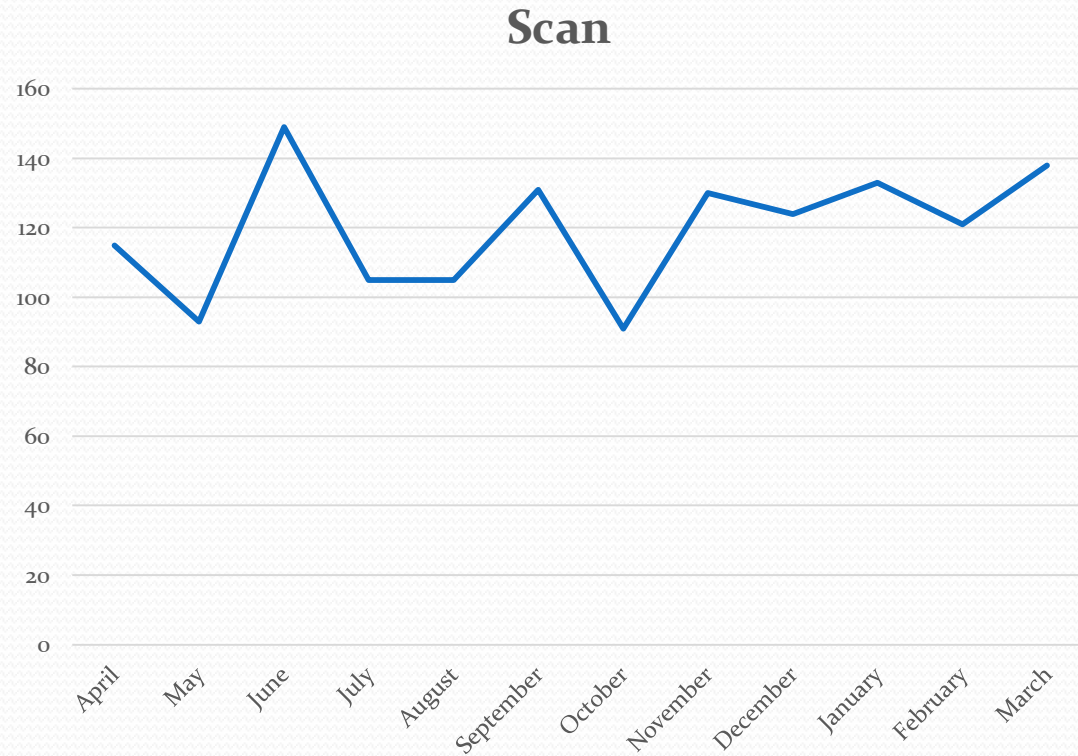
X-Ray	Sonography
11898	591

LAST 3 YEARS XRAY

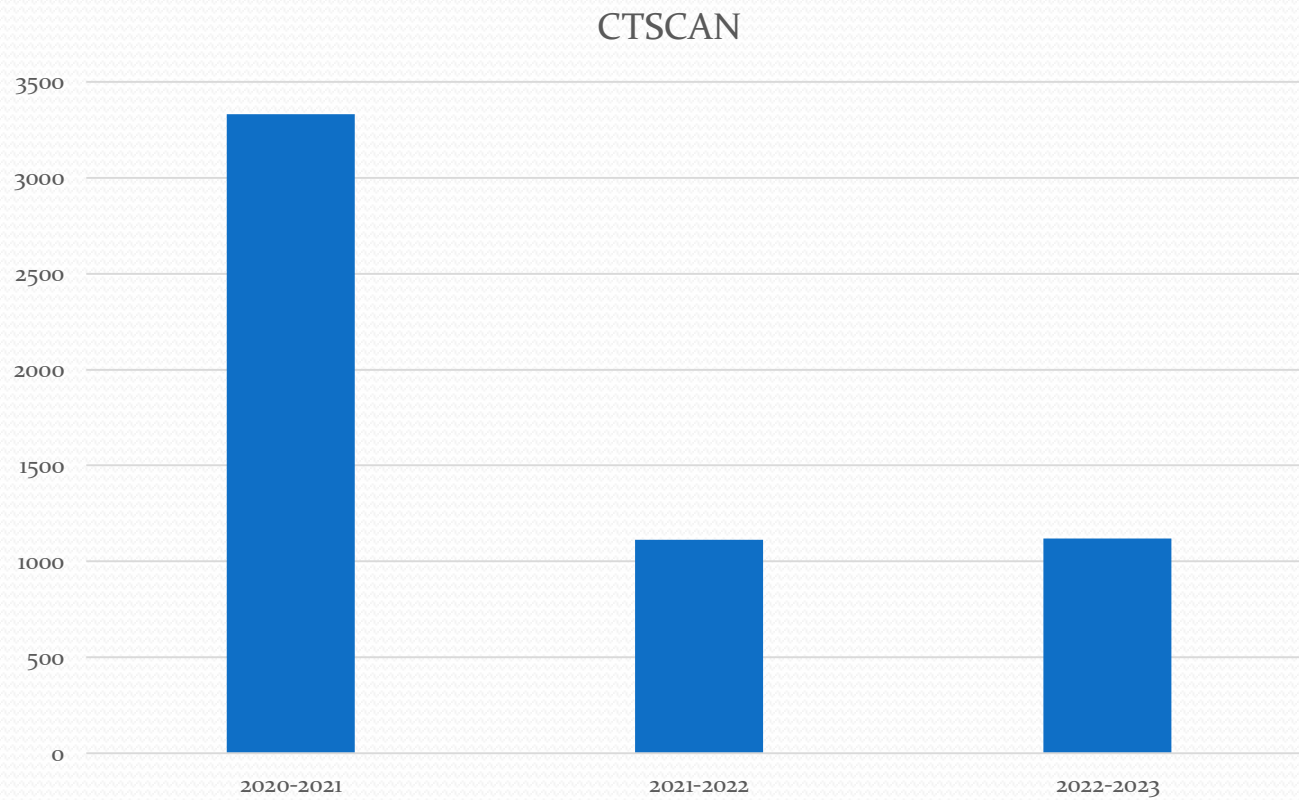


Dinsha Patel C. T. Scan centre 2022-2023

Month	Scan
April	130
May	86
June	94
July	97
August	119
September	118
October	66
November	95
December	74
January	87
February	87
March	67
Total	1120

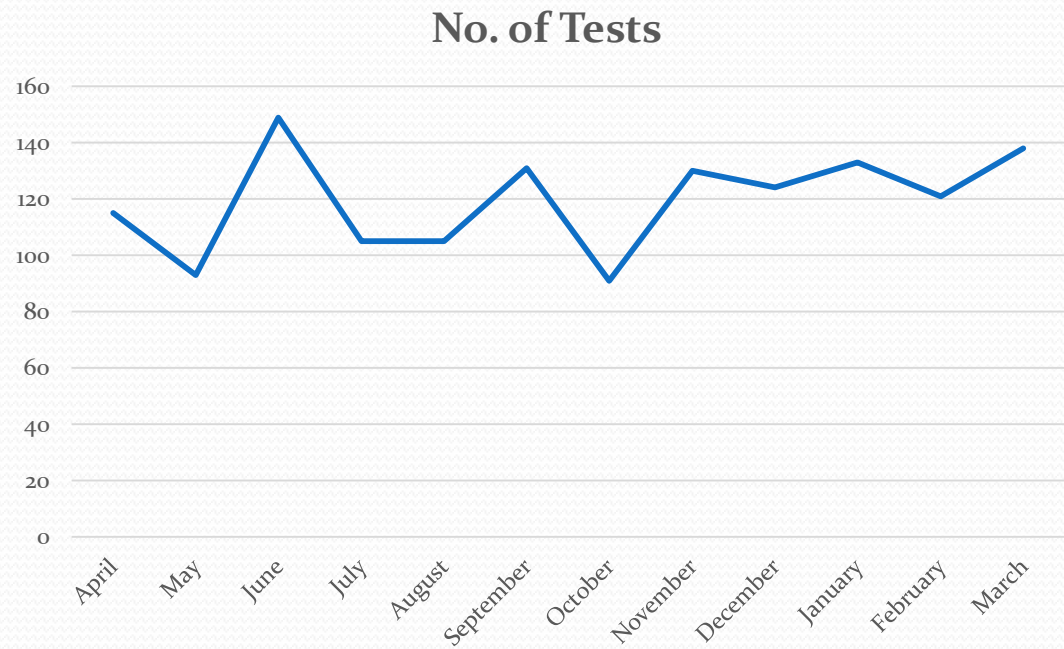


LAST 3 YEARS CT SCAN



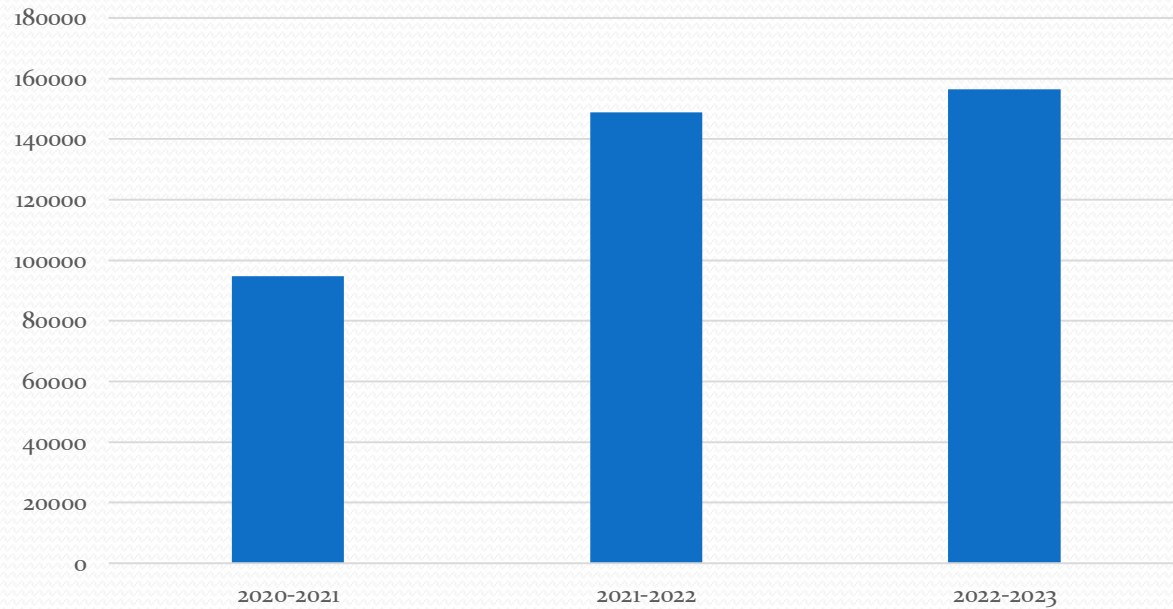
Laboratory Department 2022-2023

Month	Laboratory Tests
April	12421
May	12578
June	11112
July	12484
August	13108
September	13629
October	10884
November	13821
December	13439
January	13484
February	14590
March	14833
Total	156383



LAST 3 YEARS LAB TEST

LEB TEST

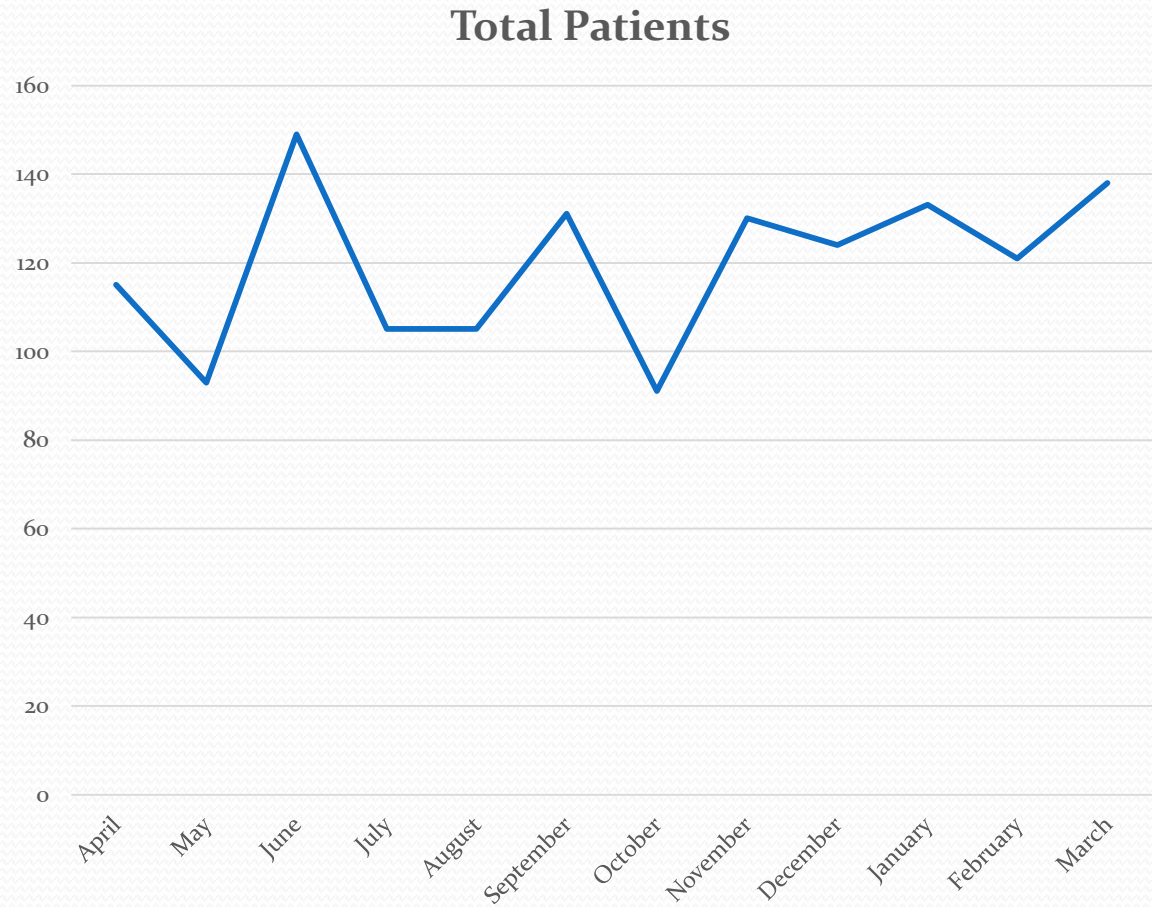


S. N. Shah Cancer Hospital

Annual Report
April-2022
to
March-2023

O.P.D 2022-2023

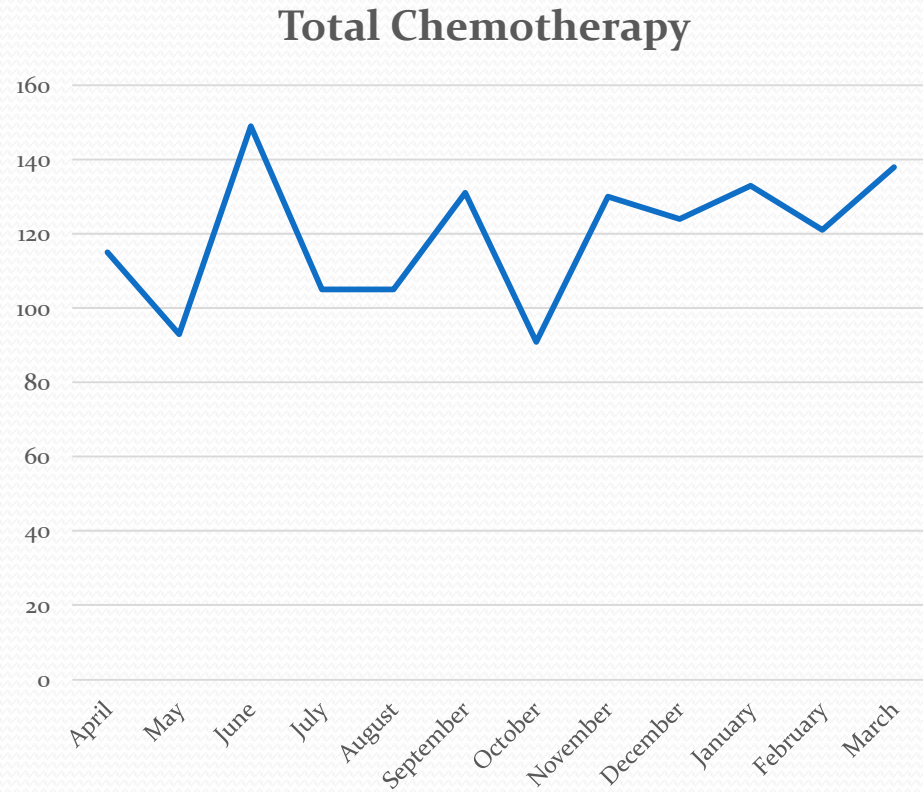
Month	Total Patients
April	40
May	53
June	43
July	25
August	66
September	92
October	76
November	111
December	112
January	98
February	92
March	77
Total	885



Number of Chemotherapy

2022-2023

Month	Total Chemotherapy
April	5
May	6
June	16
July	13
August	13
September	12
October	11
November	13
December	15
January	22
February	14
March	13
Total	153



New and Innovative Changes Improving Patient Care

- Utilization of 5th floor for specialized OPD and endoscopy.
- Orthopaedic OT is renovated as per norms of PM JAY for Knee replacement surgery
- Department of Psychiatry: Dr Ashal Parikh
- Project of New OPD building with OT & ICU complex

Super speciality Services

- We are providing very good super specialty services, especially in Gastro, Neuro, Rheumatology, Pulmonology.

Dr.	Day	Cases/year
Dr. Nikhil Gastro	Wed	1244
Dr. Harwani gastro	Friday	1639
Dr. Jaydeep neuro	Friday	727 (Left)
Dr. Jatin Lathya neuro	Tuesday	715 (Left)
Dr Dhaivat neuro	Thurs/ Tues	149 (twice/wk)
Urologist MPUH	Saturday	414
Dr Anuj Rheumato	Last Sat.	707

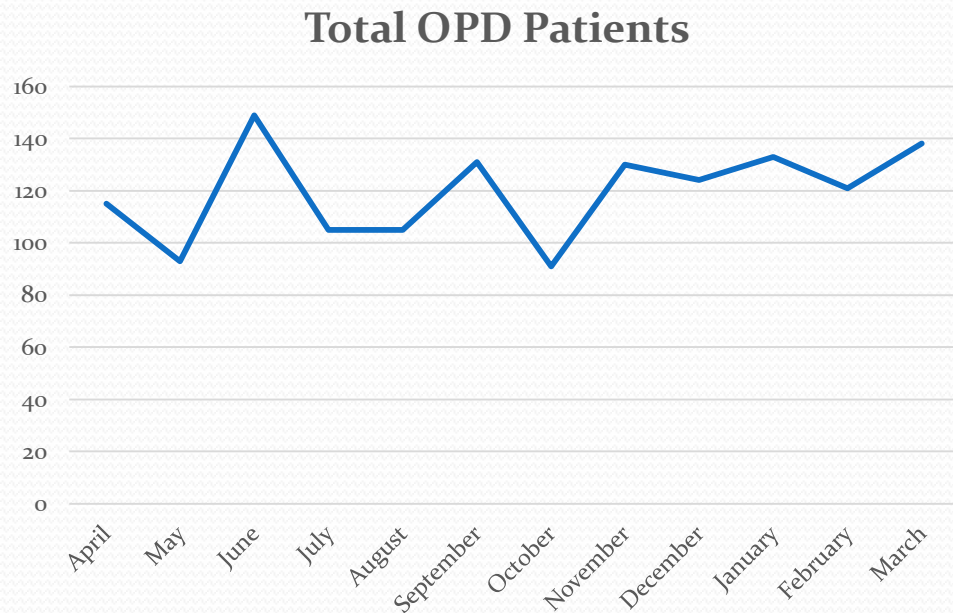
Dr.	Day	Cases/year
Dr Ravi Endocrino	Thursday	1052
Dr Vala Pulmonology	Wednesday	483
Dr Suvindh Neuro surgeon	saturday	113
Dr Adarsh Neuro surgeon	Thursday	10 Feb/March
Dr. Dignesh Pain clinic	Mon/Wed/Fri	149
Dr Prem shah Gastro surgeon	Saturday	New Joining

D.Z.Patel Cardiology
Centre

Annual Report
April-2022
to
March-2023

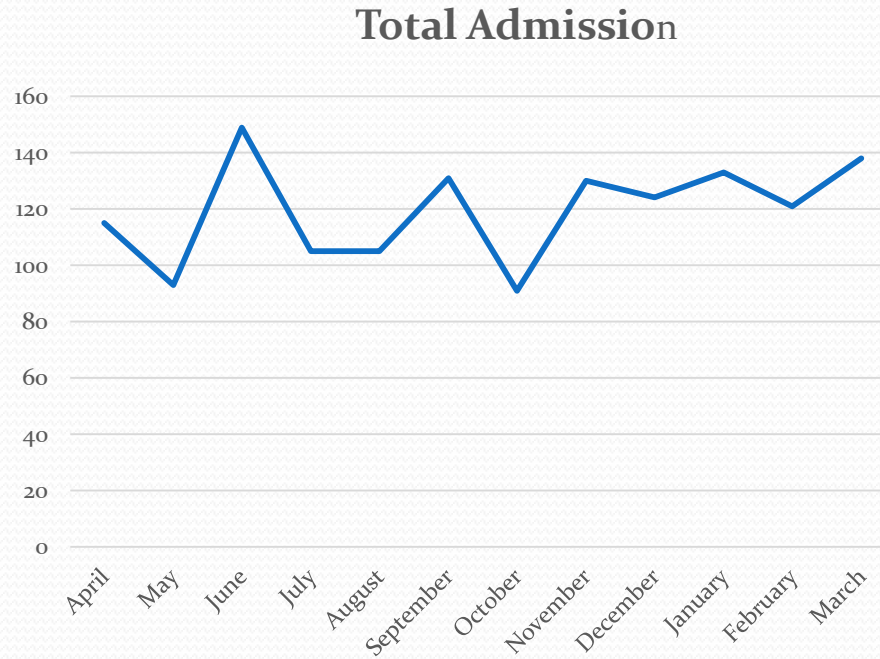
O.P.D 2022-2023

Month	Total OPD Patients
April	817
May	811
June	760
July	774
August	1000
September	788
October	602
November	707
December	796
January	727
February	788
March	913
Total	9483



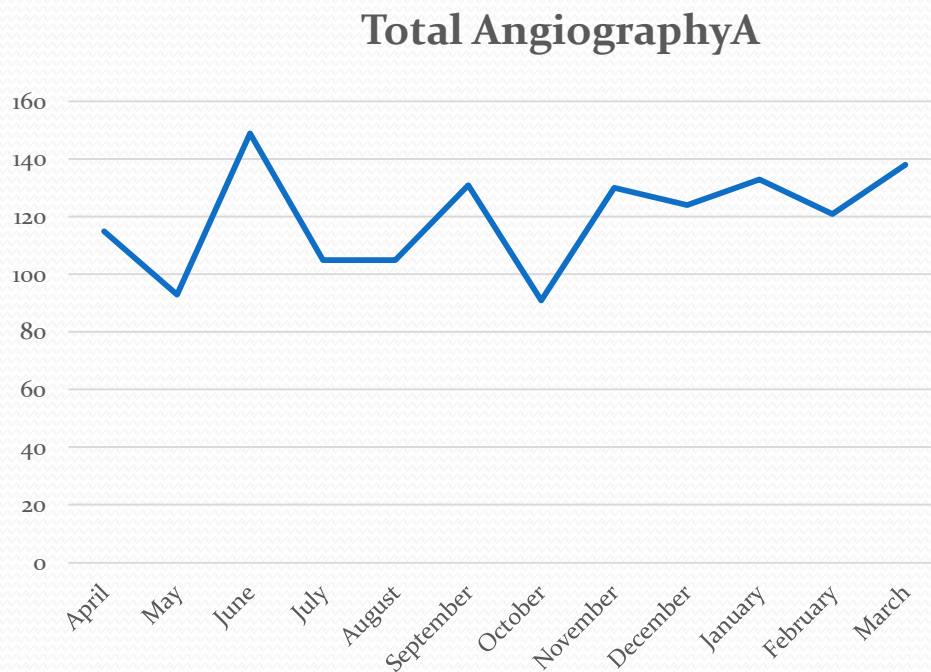
I.P.D 2022-2023

Month	Total Admission
April	150
May	171
June	121
July	123
August	162
September	159
October	97
November	118
December	164
January	150
February	137
March	143
Total	1695



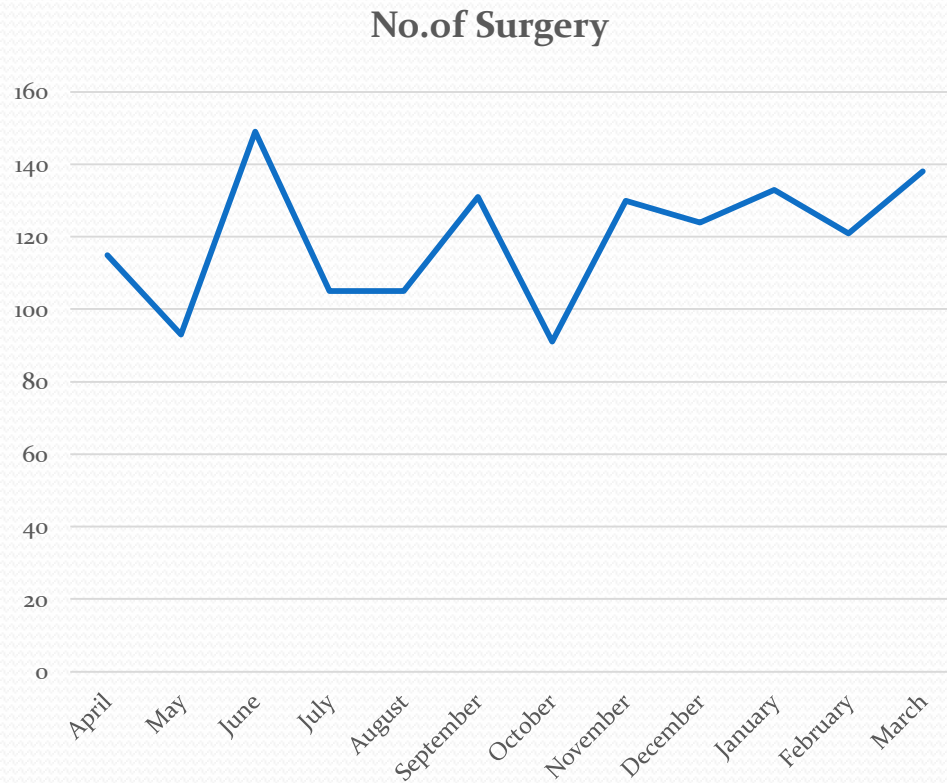
Angiography 2022-2023

Month	Total Angiography
April	62
May	55
June	53
July	44
August	50
September	56
October	35
November	48
December	55
January	48
February	41
March	42
Total	589



No.Of Heart Surgery 2022-2023

Month	No.of Heart Surgery
April	30
May	33
June	34
July	26
August	28
September	33
October	18
November	28
December	37
January	32
February	33
March	37
Total	369



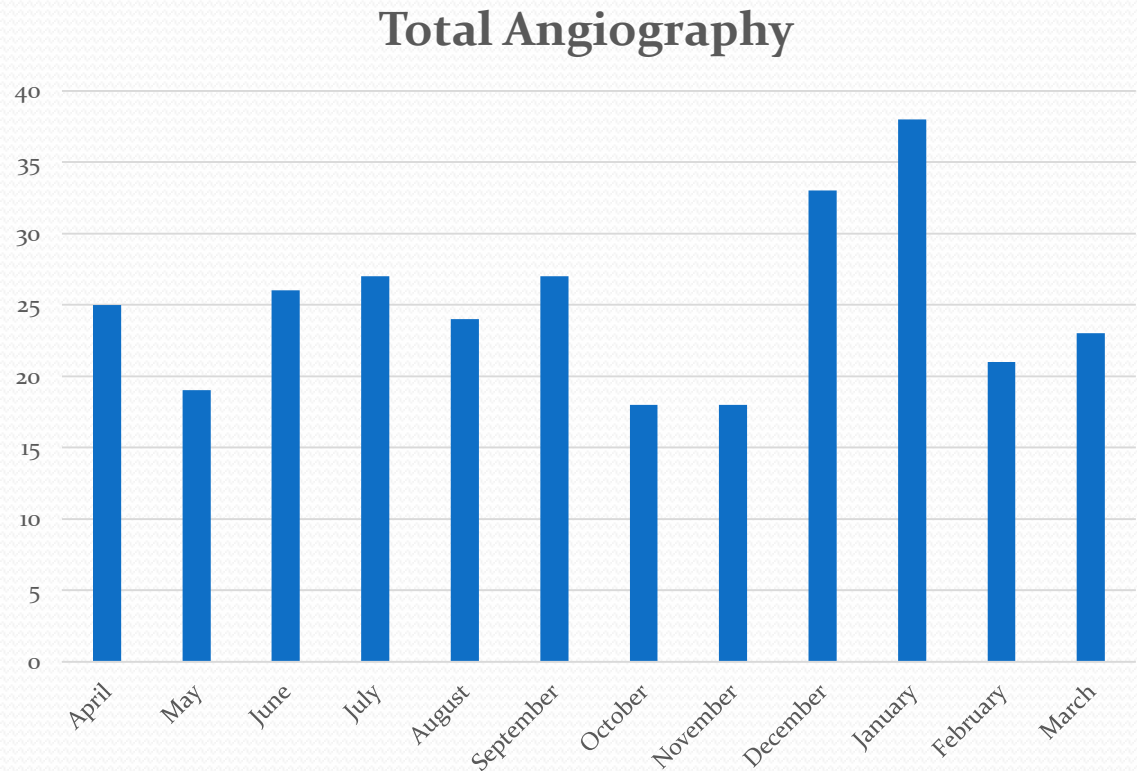
- Happy to announce the purchase of a new Cath lab for Cardiac Angiography and other cath procedures
- It will be with the latest technology & improved features as per the needs of the Cardiologist


Thoraco - Vascular Department

**Dr. Birju Shah
(M.S., M.Ch.)
Annual Report
April-2022-2023**

Peripheral Angiography 2022-2023

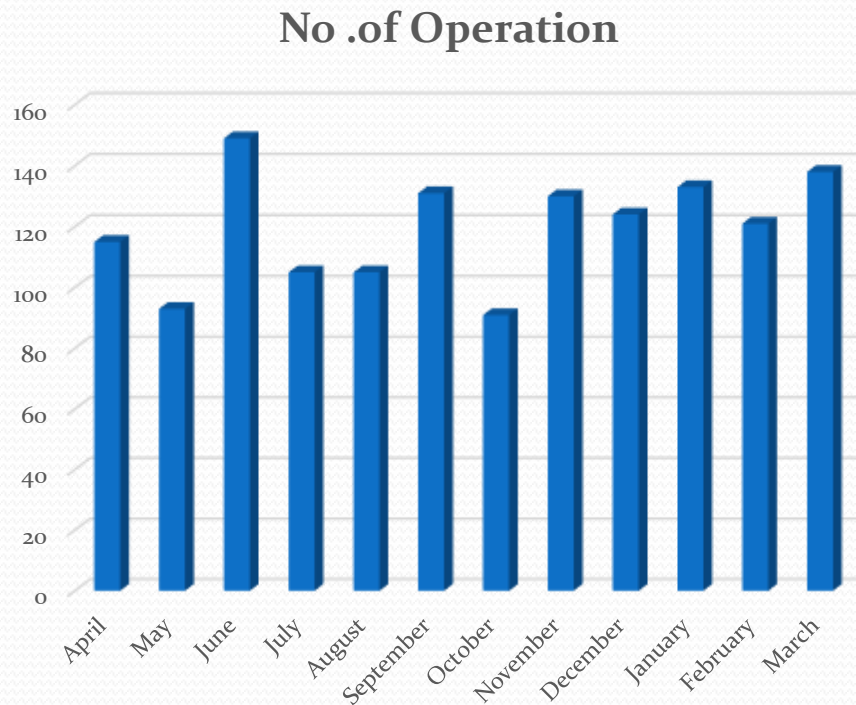
Month	Total Angiography
April	25
May	19
June	26
July	27
August	24
September	27
October	18
November	18
December	33
January	38
February	21
March	23
Total	299



- 
- Happy to announce the purchase of a new Cath lab for Peripheral vascular Angiography and other cath procedures
 - It will be first of its kind with the latest technology & improved features as per the needs of the Vascular surgeon

No. of Thoraco - Vascular Operations 2022-2023

Month	Total
April	115
May	93
June	149
July	105
August	105
September	131
October	91
November	130
December	124
January	133
February	121
March	138
Total	1435



Charusat & Mahagujrat Physiotherapy Centre

- **Started on 14/11/2018**
- **Completed 5 years successfully**
- **With the help of Faculties of CHARUSAT University, Changa.**

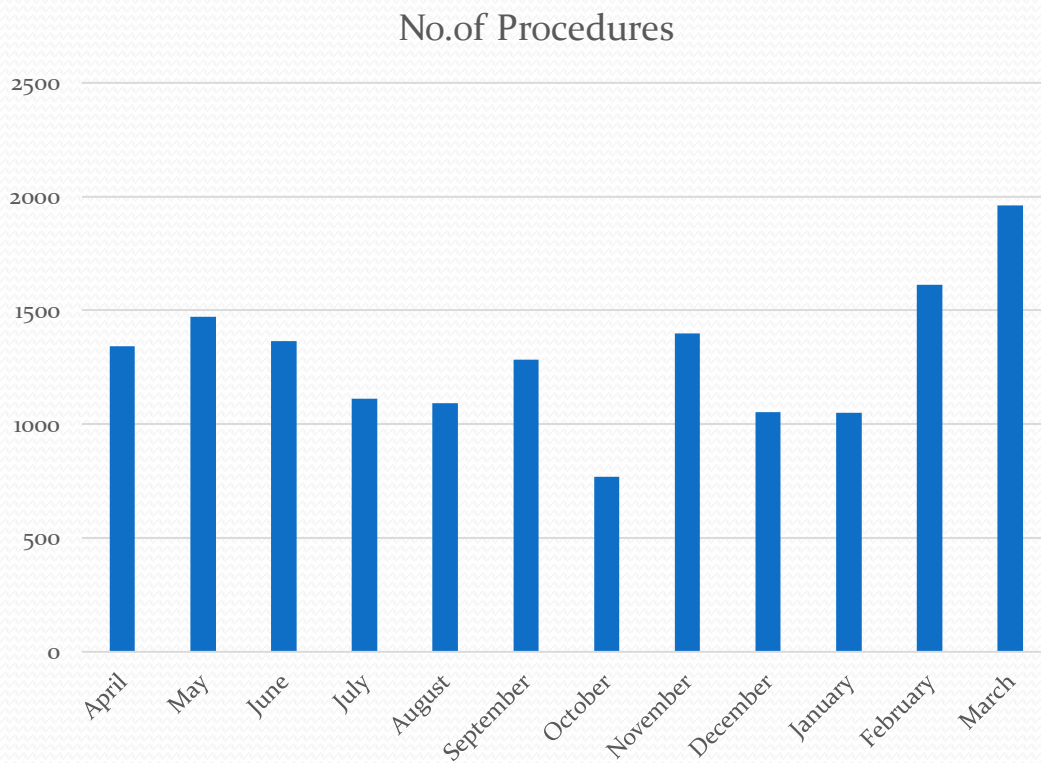
We appreciate.....

- Dr Balaganapathy (Principal)
- Dr Hemali Patel (Coordinator)
- Dr Krishna Vaghela
- Dr Smruti Rohit

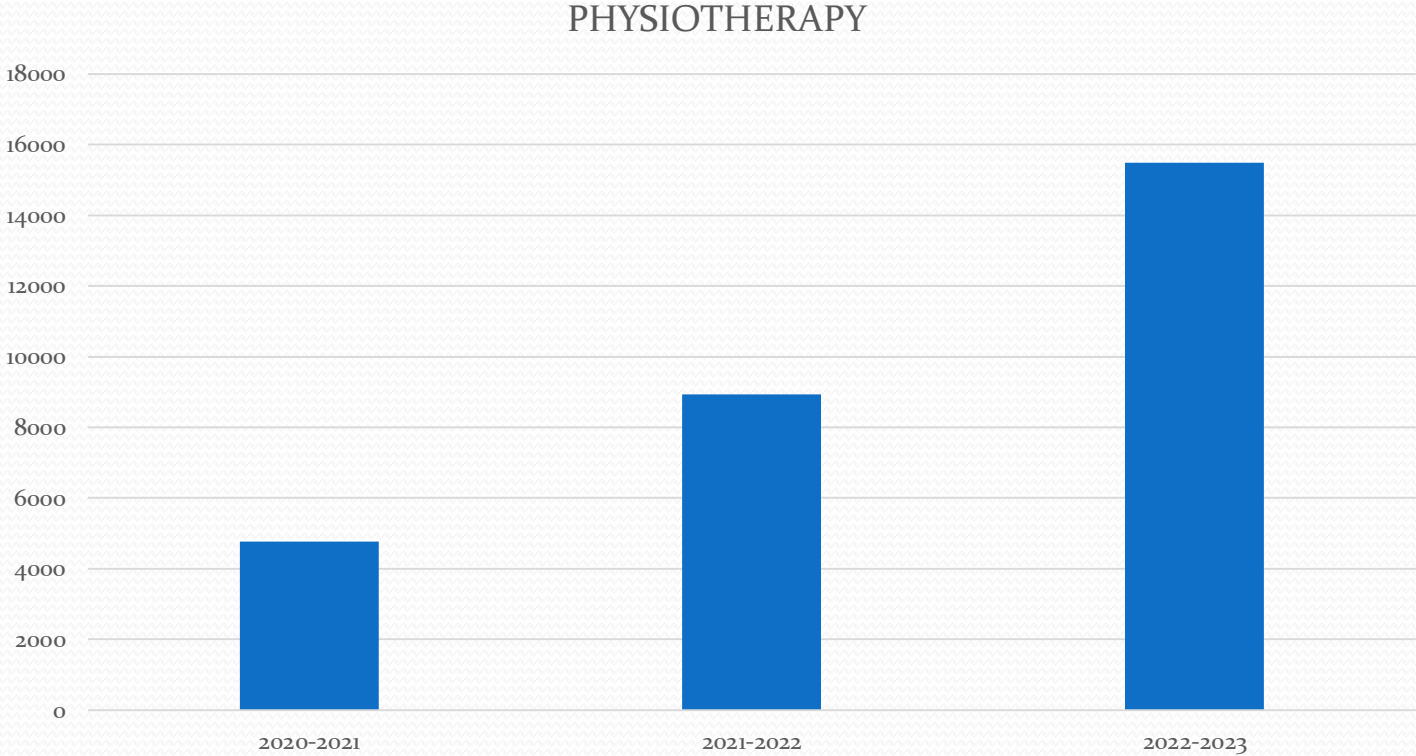
for very efficient & sympathetic treatment.

Physiotherapy Procedures 2022-23

Month	No.
April	1341
May	1471
June	1365
July	1111
August	1092
September	1282
October	767
November	1398
December	1053
January	1050
February	1611
March	1960
Total	15496



LAST 3 YEARS PHYSIOTHERAPY



Dental Department 2022-2023

Started on 12th December 2019

**Dr.Pankti Shah
Annual Report
April-2019-2020**

Dental OPD 2022-2023

Month	New Cases	Old Cases	Total
April	33	60	93
May	30	40	70
June	54	65	119
July	37	87	124
August	43	72	115
September	30	51	81
October	26	75	101
November	46	82	128
December	42	66	108
January	47	66	113
February	32	45	77
March	35	72	107

Dental Procedures

2022-2023

Month	X-ray	Procedures
April	7	20
May	4	15
June	7	37
July	36	79
August	25	62
September	42	55
October	43	71
November	47	82
December	40	76
January	37	76
February	24	44
March	53	68
Total	365	685



THANK YOU

Stay Home Stay safe